



concreate®

concrete innovation



www.concreate.net/us



concreate[®]
concrete innovation

welcome to

CONCRETE INNOVATION

Concreate[®] floor and wall panels are transforming the way designers and homeowners are introducing authentic concrete surfaces into modern interior design. As a versatile and stylish alternative to conventional poured and polished concrete, the ready-made floor and wall panels can be installed in any space and work alongside any material to create compelling architectural styling.

Concreate panels are precision machined from poured and pressed natural fibre reinforced cement which is air cured so that each panel has its own unique patina, rich with blemishes and mineral deposits. Industrial marks which include scratches and dents are added to the surface which is then sealed with high solid Danish oil to complete the raw concrete aesthetic unique to Concreate.

Concreate is available in three natural colour ranges and a matching profile oak topped floor, enabling wood and concrete floor surfaces to combine with seamless transition. Panels are ready for installation straight out-of-the-box. Extremely durable with a surface that delivers a soft, warm texture underfoot. Fire and water resistant, Concreate also has excellent built-in acoustic and thermal properties. The panels absorb ambient temperatures to maintain heat and are also suitable for use with under-floor heating.

Unlike conventional concrete, the lightweight nature of the panels make them incredibly quick and easy to install, as well as being environmentally friendly to produce and recycle. Applied to floors, walls, ceilings and many other surfaces, the creative possibilities are endless.



CONTENTS

Wall
Wall Panel Specification
Flooring
Flooring Specification
Gallery

WALL



CONCRETE WALL

Large format concrete wall tiles have in the past been cumbersome objects pre-cast in thick concrete which must be fixed to load bearing walls and reinforced structures. Concreate has revolutionised the way the concrete aesthetic can now be applied with large format panels which are just 4 mm thick and weigh just over 7 kg per square metre. Panels can be bonded with Concreate Wall Adhesive to just about any flat surface, including, walls, ceilings, furniture and counter tops.

As with the floor the surface has the same tactile quality and is sealed with three coats of high solid natural oil, maintaining the raw aesthetic and producing a durable surface that is both water and stain resistant.

SIMPLE INSTALLATION

The wall panels can be cut easily to fit any flat shape and in some instances have been heated and manipulated to fit curved structures. Due to the natural fibre make-up of the cement, panels can be drilled and screwed without fear of cracks. The precision squared edges are fitted with simple butt joints and do not require grout.

Corner joints can also be butt joined, filled with Concreate repair powder and sanded for a smooth finish. Cut with a diamond blade the panels can also be mitre joined for precision detailing on furniture pieces. With modern CNC and routing tools the panels can be embellished with patterns and logos can be cut into the face with great effect.

CONCRETE VERSATILITY

Concreate Wall panels are made from the same top layer as the floor panels and come in the same selection of colours to match the floor. Now designers can create heavy looking concrete structures with a lightweight construction, or retro fit concrete without the need for drastic rebuilds.

For detailed specification, installation & maintenance visit www.concreate.net/us



Natural Grey

23 5/8" x 47 1/4" x 1/8" - 600 x 1200 x 4 mm

23 5/8" x 23 5/8" x 1/8" - 600 x 600 x 4 mm



Metal Grey

23 5/8" x 47 1/4" x 1/8" - 600 x 1200 x 4 mm

23 5/8" x 23 5/8" x 1/8" - 600 x 600 x 4 mm



Titanium Black

23 5/8" x 47 1/4" x 1/8" - 600 x 1200 x 4 mm

23 5/8" x 23 5/8" x 1/8" - 600 x 600 x 4 mm



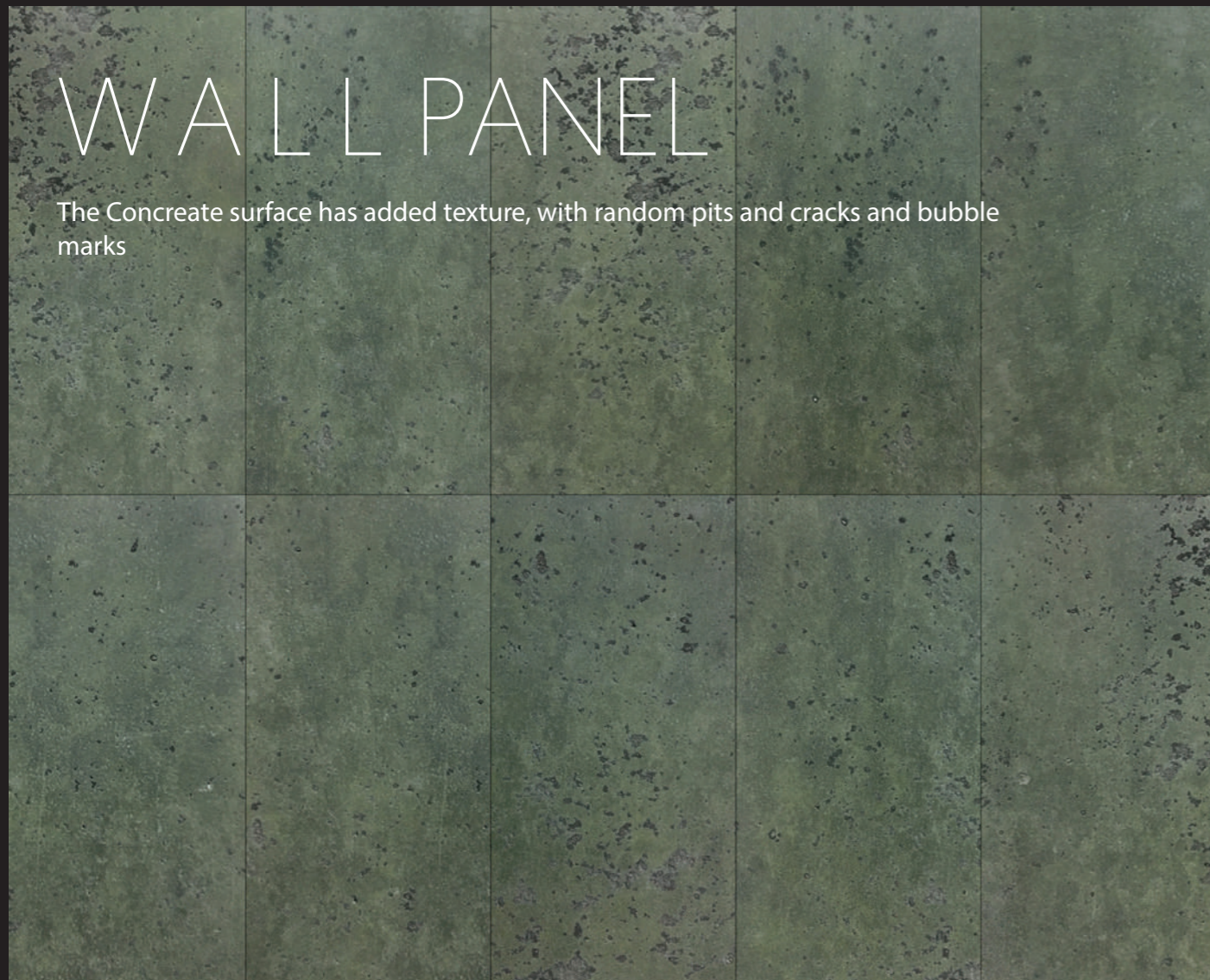
Metal Grey

23 5/8" x 47 1/4" x 1/8" - 600 x 1200 x 4 mm

23 5/8" x 23 5/8" x 1/8" - 600 x 600 x 4 mm

WALL PANEL

The Concrete surface has added texture, with random pits and cracks and bubble marks



Moss Green

23 5/8" x 47 1/4" x 1/8" - 600 x 1200 x 4 mm

23 5/8" x 23 5/8" x 1/8" - 600 x 600 x 4 mm



Metallic Copper

23 5/8" x 47 1/4" x 1/8" - 600 x 1200 x 4 mm

23 5/8" x 23 5/8" x 1/8" - 600 x 600 x 4 mm



Mineral Sand

23 5/8" x 47 1/4" x 1/8" - 600 x 1200 x 4 mm

23 5/8" x 23 5/8" x 1/8" - 600 x 600 x 4 mm

CNC DESIGN

With diamond coated CNC and routing tools, wall panels can be embellished with Geometric patterns.



Parallel Line CNC Design Panel

23 5/8" x 47 1/4" x 1/8" - 600 x 1200 x 4 mm

Geometric CNC Design Panel


23 5/8" x 47 1/4" x 1/8" - 600 x 1200 x 4 mm

wall panel

SPECIFICATION

Dimensions	23 5/8" x 23 5/8" x 1/8" - 600 x 600 x 4 mm 23 5/8" x 47 1/4" x 1/8" - 600 x 1200 x 4 mm
Finish	Natural High Solid Oil
Grade	Industrialised air cured patina with random marking
Weight	1.3 lb/ft ² - 6.5 kg/M2
Joint Type	Butt Jointed / Shadow Gap
Bevelled Edges	No
Fully Bonded Installation	Yes
Heat Resistant	Yes


For detailed specification, installation & maintenance visit www.concreate.net/us




CW101
Natural Grey



CW301
Mineral Sand



CW107
Titanium Black



CW306
Metallic Copper



CW108
Metal Grey



CW309
Moss Green

Living Spaces

"We opted for Concrete natural grey floor panels, installed throughout the open plan downstairs living space. They give a lovely feeling of light, open space and also work perfectly over the underfloor heating"

Warehouse Conversion, London



Modules were pre-built and fully fitted with floor and wall coverings



"I wanted a concrete floor but didn't think it could be an option in this project due to its weight. So when I discovered Concrete's unique engineered panels, which provide an incredibly lightweight concrete floor that compares in look and finish to traditional poured and polished concrete, I knew it was ideal as its' weight would not impact the transportation of the modules."

Modular House, Edinburgh



"I wanted to find one surface that would work throughout the apartment and harmonise with the exposed brick and warehouse features, as well as my eclectic mix of furniture styles and the new kitchen."

Apartment Refurbishment, London



"The practical benefits also ticked the boxes; it was ideal for underfloor heating, long lasting and durable for the high footfall the barn is likely to receive, and has a soft feel and sound underfoot"

Barn Conversion, Cornwall



Retail Spaces

“The neutral tones work perfectly against the eclectic mix of home ware and fashion items, creating an ideal backdrop that promotes a feeling of space and light throughout the shop.”

Oliver Bonas, Manchester





"The team were immediately drawn to the ultra modern, urban look, it reflects our brand perfectly. It really lives up to being durable and easy to maintain too. We run a lot of workshops and events here, so the floor has been really tested. The panels still look as good as the day they were installed and just need a sweep and light mop to stay clean."

Inside Out Contracts, London

"The panels deliver a genuine concrete aesthetic and create a very cost effective approach to creating structures that appear like fully cast concrete. Being lightweight and so easy to install they could also go in at any stage in the fit out which gave us a lot of build flexibility"

Clarks International, UK



Kitchen Spaces



“the non slip surface of Concreate and it’s sleek clean lines are simple to maintain and easy to keep clean”

Leon, London



“Our Waterloo showroom creates an interesting juxtaposition of sleek modern kitchens against Victorian industrial architecture, Concreate flooring fits this theme perfectly. Concreate is practical, it is also stylish, the ideal partner for the Poggenpohl brand”

Poggenpohl Showroom,
London



“An element of exposed concrete floors delivers a key industrial element in each design. We discovered Concreate flooring. It was ideal as the panels could be installed on almost any level sub-floor, whilst still offering us a genuine concrete finish. They were also more affordable and quick and easy to install, which also impressed our client.”

Gourmet Burger Kitchen, UK



Work Spaces

"We used the Concreate wall panels to clad around an MDF carcass. It was so easy to work with, and we were able to mitre the edges which really makes the cladding resemble one piece of solid concrete. Exactly the look the client was aiming for"

L.K.Bennett Head Office, London




"Concreate was the perfect solution as we wanted a concrete floor but one that could be installed on a raised access flooring system"

NGTI, Central Post, Rotterdam

"Concrete panels were used to clad partition walls where other concrete tiles would have been too heavy, they were able to make intricate cuts to install round frames and fittings"

Wolfgang Puck, USA



"I wanted to create a 'modern take' on the Italian walled garden theme which I could set up easily for each show. It's got that minimal contemporary feel that works perfectly as a backdrop for my work"

Brenden Hesmondhalgh Sculptures
Chelsea Flower Show



1730 E Holly Ave Ste 728
El Segundo, CA 90245
Tel: +1 855 265 2116
www.concreate.net/us

concreate[®]
concrete innovation